



Westwood









# Westwood T1600H/36 (91cm)



## Contents

## Illustration

## Table

<i>36" (91cm) Cutter Deck .....</i>	<i>page 101</i>		<i>..... page 102</i>	
<i>Tractor Chassis and Upper Body Panels .....</i>	<i>page 103</i>		<i>..... page 104</i>	
<i>Steering and Electrical Controls .....</i>	<i>page 105</i>		<i>..... page 106</i>	
<i>Tractor Chassis, PTO, Brake and Cutter Controls .....</i>	<i>pages 107 &amp; 109</i>		<i>..... page 108 &amp; 110</i>	

T H E B E S T O F B R I T I S H E N G I N E E R I N G